
































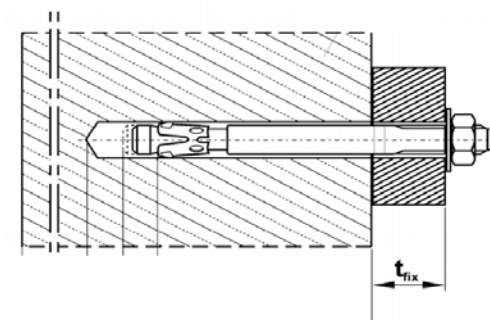
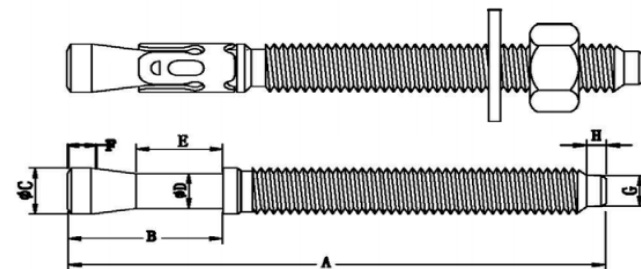
ART. 9362 Tassello-Ancorante

A2 

A4 

Wedge anchor

H mm	1,80/2,50	1,80/4,00	2,60/5,00	2,70/5,00	4,00/5,00	4,00/6,50
G mm	3,50/4,20	4,70/6,20	6,50/7,50	8,20/9,40	11,00/12,70	15,00/19,00
F mm	2,00/3,50	2,00/4,40	2,50/4,50	2,80/5,50	4,50/6,50	4,50/6,50
E mm	12,00/13,00	13,80/14,80	15,50/16,50	18,00/19,50	21,00/22,50	24,00/27,50
ØD mm	4,00/4,50	5,50/6,00	7,00/7,50	8,50/9,50	12,00/13,00	15,40/19,60
ØC mm	5,75/6,10	7,70/8,10	9,75/10,10	11,75/12,10	15,70/16,20	15,70/20,20
B mm	19,50/22,10	23,50-25,40	26,85-28,50	32,55-35,00	38,00/41,00	42,00/48,50
Ø	6	8	10	12	16	20
A +/- 2,0mm						
50		 tfix 5				
60	 tfix 2					
70			 tfix 5 			
75		 tfix 10 		 tfix 5		
80	 tfix 22					
85		 tfix 20				
90		 tfix 30 	 tfix 20 	 tfix 10	 tfix 5	
100			 tfix 30 			
110				 tfix 15 		
115		 tfix 50				
120			 tfix 50			
125				 tfix 30 		
140				 tfix 50 		
145					 tfix 30 	
150			 tfix 80			
170					 tfix 50	 tfix 50
220						 tfix 100



Per fissaggi di elementi di natura strutturale si rende necessario l'utilizzo di prodotti con marcatura CE
 For the fixings of structural elements it is necessary the use of products with CE marking

last edit 13/09/2019

DRAWING N. 1077